

These Site Analytics reports display traffic and visitor activity for the Web site nationalsterling.org.

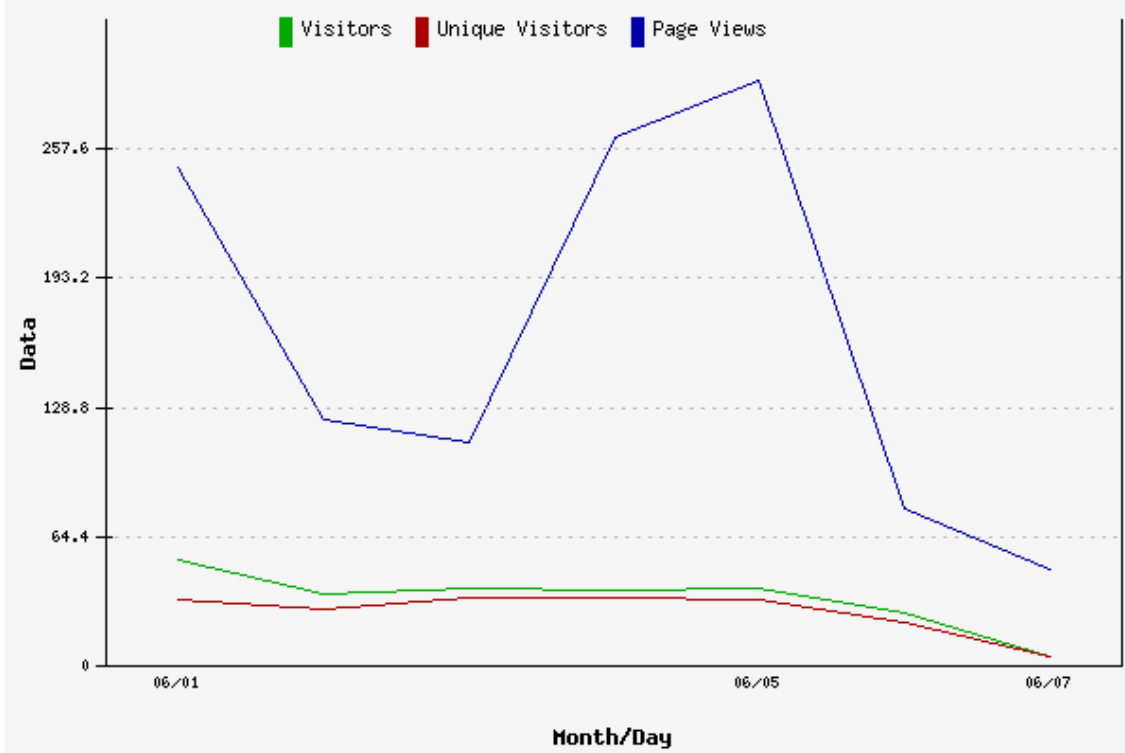
Date range: 06-01-10 to 06-07-10

Copyright © 2003 - 2010. All rights reserved.

Report created by Site Analytics for <http://www.nationalsterling.org> on 06-07-10

The Summary Report provides an overview of the number of visitors to the site - unique and total visitors - and overall number of pages viewed by those visitors within a given period of time.

Summary



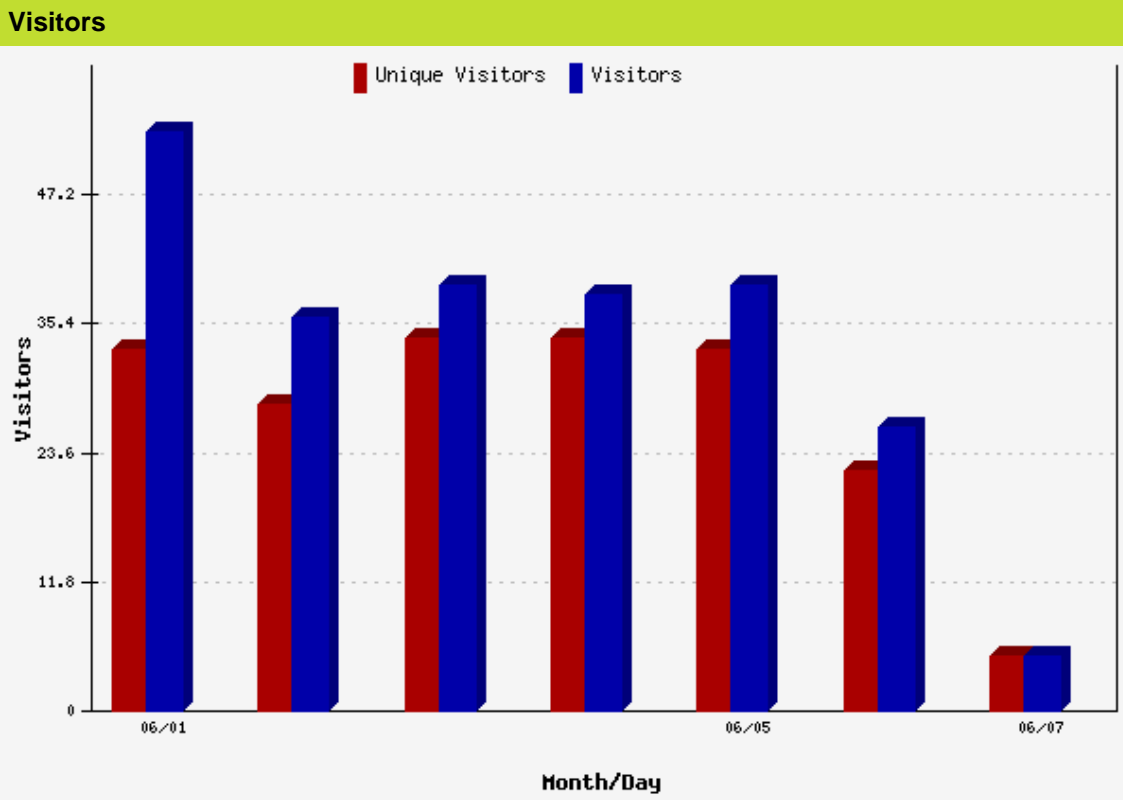
Date	Visitors	Unique Visitors	Page Views
Jun 01, 2010	53	33	248
Jun 02, 2010	36	28	123
Jun 03, 2010	39	34	111
Jun 04, 2010	38	34	263
Jun 05, 2010	39	33	292
Jun 06, 2010	26	22	78
Jun 07, 2010	5	5	48
Total	236	189	1,163

Report created by Site Analytics for <http://www.nationalsterling.org> on 06-07-10

The Calendar Report indicates the traffic patterns for the Web site on a day-by-day basis. The report displays the overall number of visitors, the amount of unique (i.e., first-time) visitors and the overall number of pages viewed on a given day.

Calendar			
Date	Visitors	Unique Visitors	Page Views
Jun 01, 2010	53	33	248
Jun 02, 2010	36	28	123
Jun 03, 2010	39	34	111
Jun 04, 2010	38	34	263
Jun 05, 2010	39	33	292
Jun 06, 2010	26	22	78
Jun 07, 2010	5	5	48
Jun 08, 2010	0	0	0
Jun 09, 2010	0	0	0
Jun 10, 2010	0	0	0
Jun 11, 2010	0	0	0
Jun 12, 2010	0	0	0
Jun 13, 2010	0	0	0
Jun 14, 2010	0	0	0
Jun 15, 2010	0	0	0
Jun 16, 2010	0	0	0
Jun 17, 2010	0	0	0
Jun 18, 2010	0	0	0
Jun 19, 2010	0	0	0
Jun 20, 2010	0	0	0
Jun 21, 2010	0	0	0
Jun 22, 2010	0	0	0
Jun 23, 2010	0	0	0
Jun 24, 2010	0	0	0
Jun 25, 2010	0	0	0
Jun 26, 2010	0	0	0
Jun 27, 2010	0	0	0
Jun 28, 2010	0	0	0
Jun 29, 2010	0	0	0
Jun 30, 2010	0	0	0
Total	236	189	1,163

The Visitor Report shows the numbers of unique and total visitors to the site, thus providing an overview of site traffic for the selected period of time.



Date	Unique Visitors	Visitors
Jun 01, 2010	33	53
Jun 02, 2010	28	36
Jun 03, 2010	34	39
Jun 04, 2010	34	38
Jun 05, 2010	33	39
Jun 06, 2010	22	26
Jun 07, 2010	5	5
Total	189	236

Report created by Site Analytics for <http://www.nationalsterling.org> on 06-07-10

This report identifies the visitors who have spent the most time on the Web site. Visitors are listed by IP address.

Most Active Visitors			
IP	Host Name	Time (H:M:S)	Percentage
196.210.136.240	196-210-136-240-rndf-esr-5.dynamic.isadsl.co.:	2:13:53	15.01
12.69.194.26		1:03:38	7.13
68.207.143.167	167-143.207-68.elmore.res.rr.com	1:00:20	6.76
84.223.63.225	dynamic-adsl-84-223-63-225.clienti.tiscali.it	0:50:35	5.67
216.99.55.205	ip-205.55.99.216.dsl-cust.ca.inter.net	0:46:35	5.22
97.67.248.34	deltacom.net	0:45:12	5.07
12.230.55.194		0:38:59	4.37
4.153.252.52	dialup-4.153.252.52.Dial1.Atlanta1.Level3.net	0:38:26	4.31
116.49.19.182	n1164919182.netvigator.com	0:34:19	3.85
173.57.5.237	pool-173-57-5-237.dllstx.fios.verizon.net	0:34:14	3.84
66.245.47.217	user-11fabup.dsl.mindspring.com	0:33:36	3.77
70.70.156.18	s01060013d3a41edd.vw.shawcable.net	0:33:27	3.75
65.174.241.221	worldwebcafe.com	0:30:19	3.40
24.19.56.62	c-24-19-56-62.hsd1.mn.comcast.net	0:26:25	2.96
71.97.79.7	pool-71-97-79-7.dfw.dsl-w.verizon.net	0:25:46	2.89
99.58.244.144	adsl-99-58-244-144.dsl.tul2ok.sbcglobal.net	0:25:16	2.83
68.115.194.228	68-115-194-228.static.spbj.sc.charter.com	0:24:58	2.80
92.105.207.227	227-207.105-92.cust.bluewin.ch	0:21:28	2.41
68.43.152.58	pcp0010470524pcs.brghn01.mi.comcast.net	0:19:23	2.17
69.181.77.22	c-69-181-77-22.hsd1.ca.comcast.net	0:18:55	2.12
155.95.80.253		0:18:23	2.06
138.210.213.242	ks-138-210-213-242.dhcp.embarqhsd.net	0:18:20	2.06
24.47.254.214	ool-182ffed6.dyn.optonline.net	0:17:13	1.93
75.63.148.243	adsl-75-63-148-243.dsl.snantx.sbcglobal.net	0:16:43	1.87
24.170.244.58	dyn-170-244-58.myactv.net	0:15:30	1.74

Path	# Pages	Count	Percentage
/owners.html			
/MarketPlace.html -> /MarketPlace.html	3	1	1.69
/MarketPlace.html			
/			
/MarketPlace.html			
/MarketPlace.html -> /comparisonpage.html	3	1	1.69
/MarketPlace.html			
/about.html			
/comparisonpage.html			
/MarketPlace.html -> /owners.html	3	1	1.69
/MarketPlace.html			
/owners.html			
/owners.html			
/owners.html -> /MarketPlace.html	3	1	1.69
/owners.html			
/			
/MarketPlace.html			
/owners.html -> /owners.html	3	1	1.69
/owners.html			
/owners.html			
/owners.html			
/MarketPlace.html -> /MarketPlace.html	4	1	1.69
/MarketPlace.html			
/			
/MarketPlace.html			
/MarketPlace.html			
/owners.html -> /MarketPlace.html	4	1	1.69
/owners.html			
/			
/news.html			
/MarketPlace.html			
/owners.html -> /Links.html	4	1	1.69
/owners.html			
/Links.html			
/Links.html			
/Links.html			
/MarketPlace.html -> /MarketPlace.html	5	1	1.69
/MarketPlace.html			
/MarketPlace.html			
/			
/			
/MarketPlace.html			
/MarketPlace.html -> /	5	1	1.69

Path	# Pages	Count	Percentage
/MarketPlace.html			
/MarketPlace.html			
/MarketPlace.html			
/MarketPlace.html			
/			
/comparisonpage.html -> /Links.html	5	1	1.69
/comparisonpage.html			
/comparisonpage.html			
/MarketPlace.html			
/Links.html			
/Links.html			
/owners.html -> /Links.html	5	1	1.69
/owners.html			
/Links.html			
/Links.html			
/Links.html			
/Links.html			
/owners.html -> /MarketPlace.html	5	1	1.69
/owners.html			
/contact.html			
/MarketPlace.html			
/MarketPlace.html			
/MarketPlace.html			
/owners.html -> /	5	1	1.69
/owners.html			
/owners.html			
/			
/MarketPlace.html			
/			
/MarketPlace.html -> /MarketPlace.html	6	1	1.69
/MarketPlace.html			
/			
/MarketPlace.html			
/MarketPlace.html			
/MarketPlace.html			
/MarketPlace.html			
/MarketPlace.html			
/MarketPlace.html -> /	6	1	1.69
/MarketPlace.html			
/MarketPlace.html			
/MarketPlace.html			
/			
/			

Report created by Site Analytics for <http://www.nationalsterling.org> on 06-07-10

This report identifies the names and versions of the Web browsers used by visitors to the site. The list may contain names of Internet search engines as well.

Browsers			
Browser	Version	Count	Percentage
Internet Explorer	8.0	3,574	30.21
Firefox	3.6	2,297	19.42
Firefox	3.5	1,352	11.43
Internet Explorer	7.0	1,314	11.11
Safari	4.0	1,108	9.37
Google Chrome	5.0	429	3.63
Firefox	3.0	399	3.37
Opera	9.80	220	1.86
AOL	9.5	168	1.42
Internet Explorer	6.0	159	1.34
Google Chrome	4.1	150	1.27
Chrome	5.0	117	0.99
Unknown	Unknown	111	0.94
Mozilla	5.0	99	0.84
Site	Unknown	90	0.76
BlackBerry8330	4.3	62	0.52
Safari	3.1	58	0.49
Yahoo! Slurp China	3.0	50	0.42
Googlebot-Image	1.0	26	0.22
Googlebot	2.1	11	0.09
research-scan-bot	1.0	10	0.08
Cityreview	Unknown	8	0.07
msnbot-media	1.1	7	0.06
Dow Jones	Unknown	5	0.04
Firefox	2.0	5	0.04
















Report created by Site Analytics for <http://www.nationalsterling.org> on 06-07-10

This report identifies the operating systems running on the computers used to access the site (i.e., the visitors' computers).

Operating Systems		
Operating System	Count	Percentage
Windows XP	5,432	45.86
Windows Vista	3,257	27.50
OS X	1,453	12.27
Unknown	1,310	11.06
Linux	195	1.65
Windows 2003	100	0.84
Windows	77	0.65
Windows CE	13	0.11
Windows 2000	4	0.03
Windows 16	2	0.02
Windows 98	1	0.01
unknown	1	0.01

Report created by Site Analytics for <http://www.nationalsterling.org> on 06-07-10

This report indicates the country of origin of the visitors to the Web site. Site Analytics determines the location by examining the visitor's IP address. The geographical user information enables you to build site content and ad campaigns targeting particular locales.

Visitors by Country		
Country	Visitors	Percentage
 UNITED STATES	174	73.73
 CANADA	29	12.29
 UNITED KINGDOM	6	2.54
 SWITZERLAND	4	1.69
UNKNOWN	4	1.69
 JAPAN	4	1.69
 PHILIPPINES	3	1.27
 SOUTH AFRICA	2	0.85
 ROMANIA	2	0.85
 HONG KONG	2	0.85
 GERMANY	1	0.42
 ITALY	1	0.42
 MEXICO	1	0.42
 FINLAND	1	0.42
 POLAND	1	0.42
 AUSTRALIA	1	0.42

Report created by Site Analytics for <http://www.nationalsterling.org> on 06-07-10

This report identifies the region and country of visitors to the Web site. The geographical user information enables you to build site content and ad campaigns targeting particular locales.

Visitors by Region		
Region	Visitors	Percentage
UNKNOWN	60	27.91
NEW YORK, UNITED STATES	27	12.56
ONTARIO, CANADA	17	7.91
VIRGINIA, UNITED STATES	15	6.98
TEXAS, UNITED STATES	13	6.05
CALIFORNIA, UNITED STATES	13	6.05
MINNESOTA, UNITED STATES	9	4.19
ARKANSAS, UNITED STATES	7	3.26
CONNECTICUT, UNITED STATES	6	2.79
FLORIDA, UNITED STATES	5	2.33
MICHIGAN, UNITED STATES	5	2.33
BRITISH COLUMBIA, CANADA	5	2.33
NEW JERSEY, UNITED STATES	4	1.86
IOWA, UNITED STATES	3	1.40
SOUTH CAROLINA, UNITED STATES	3	1.40
VERMONT, UNITED STATES	3	1.40
WASHINGTON, UNITED STATES	3	1.40
MASSACHUSETTS, UNITED STATES	3	1.40
NEW MEXICO, UNITED STATES	2	0.93
GEORGIA, UNITED STATES	2	0.93
COLORADO, UNITED STATES	2	0.93
MARYLAND, UNITED STATES	2	0.93
HAWAII, UNITED STATES	2	0.93
PENNSYLVANIA, UNITED STATES	2	0.93
ARIZONA, UNITED STATES	2	0.93

Report created by Site Analytics for <http://www.nationalsterling.org> on 06-07-10

This report identifies the city, region and country of visitors to the Web site. The geographical user information enables you to build site content and ad campaigns targeting particular locales.

Visitors by City		
City	Visitors	Percentage
UNKNOWN	60	36.14
TORONTO, ONTARIO, CANADA	15	9.04
WYANDANCH, NEW YORK, UNITED STATES	14	8.43
HERNDON, VIRGINIA, UNITED STATES	8	4.82
LITTLE ROCK, ARKANSAS, UNITED STATES	7	4.22
MINNEAPOLIS, MINNESOTA, UNITED STATES	7	4.22
NEW YORK, NEW YORK, UNITED STATES	7	4.22
LEWISVILLE, TEXAS, UNITED STATES	5	3.01
MIDDLETOWN, NEW YORK, UNITED STATES	4	2.41
SURREY, BRITISH COLUMBIA, CANADA	4	2.41
ANN ARBOR, MICHIGAN, UNITED STATES	4	2.41
FAIRFIELD, CONNECTICUT, UNITED STATES	3	1.81
RESTON, VIRGINIA, UNITED STATES	3	1.81
WEST DES MOINES, IOWA, UNITED STATES	3	1.81
MIDDLE ISLAND, NEW YORK, UNITED STATES	2	1.20
WEST CHESTER, PENNSYLVANIA, UNITED STATES	2	1.20
ST. JOSEPH, MISSOURI, UNITED STATES	2	1.20
DENVER, COLORADO, UNITED STATES	2	1.20
PLANO, TEXAS, UNITED STATES	2	1.20
HONG KONG, HONG KONG (SAR), HONG KONG	2	1.20
SEATTLE, WASHINGTON, UNITED STATES	2	1.20
ATLANTA, GEORGIA, UNITED STATES	2	1.20
GREENVILLE, SOUTH CAROLINA, UNITED STATES	2	1.20
PLEASANTON, CALIFORNIA, UNITED STATES	2	1.20
SANTA CLARA, CALIFORNIA, UNITED STATES	2	1.20

Report created by Site Analytics for <http://www.nationalsterling.org> on 06-07-10

This report identifies the postal code, city, region and country of visitors to the Web site. The geographical user information enables you to build site content and ad campaigns targeting particular locales.

Visitors by Zipcode		
Zipcode	Visitors	Percentage
UNKNOWN	92	51.40
11798, WYANDANCH, NEW YORK, UNITED STATES	14	7.82
20171, HERNDON, VIRGINIA, UNITED STATES	8	4.47
10001, NEW YORK, NEW YORK, UNITED STATES	7	3.91
72202, LITTLE ROCK, ARKANSAS, UNITED STATES	6	3.35
55426, MINNEAPOLIS, MINNESOTA, UNITED STATES	6	3.35
75022, LEWISVILLE, TEXAS, UNITED STATES	5	2.79
48103, ANN ARBOR, MICHIGAN, UNITED STATES	4	2.23
20191, RESTON, VIRGINIA, UNITED STATES	3	1.68
50266, WEST DES MOINES, IOWA, UNITED STATES	3	1.68
06828, FAIRFIELD, CONNECTICUT, UNITED STATES	3	1.68
92602, IRVINE, CALIFORNIA, UNITED STATES	2	1.12
77001, HOUSTON, TEXAS, UNITED STATES	2	1.12
11953, MIDDLE ISLAND, NEW YORK, UNITED STATES	2	1.12
87545, LOS ALAMOS, NEW MEXICO, UNITED STATES	2	1.12
06457, MIDDLETOWN, CONNECTICUT, UNITED STATES	2	1.12
08054, MT. LAUREL, NEW JERSEY, UNITED STATES	2	1.12
95050, SANTA CLARA, CALIFORNIA, UNITED STATES	2	1.12
96801, HONOLULU, HAWAII, UNITED STATES	2	1.12
55051, MORA, MINNESOTA, UNITED STATES	2	1.12
05201, BENNINGTON, VERMONT, UNITED STATES	2	1.12
19380, WEST CHESTER, PENNSYLVANIA, UNITED STATES	2	1.12
85201, MESA, ARIZONA, UNITED STATES	2	1.12
34945, FT. PIERCE, FLORIDA, UNITED STATES	2	1.12
80221, DENVER, COLORADO, UNITED STATES	2	1.12

Report created by Site Analytics for <http://www.nationalsterling.org> on 06-07-10

This report shows the number of visitors vs. the number of visits they made.

Visitor Loyalty	
Number of Visits	Visitors
1	113
2 to 5	38
6 to 10	2
11 to 25	1
over 25	0

Report created by Site Analytics for <http://www.nationalsterling.org> on 06-07-10

This report shows the number of visitors vs. the number of pages they viewed.

This report shows the number of visitors vs. the number of pages

Pages Visited	Visitors
1	61
2 to 5	55
6 to 10	25
11 to 25	9
over 25	4

Report created by Site Analytics for <http://www.nationalsterling.org> on 06-07-10

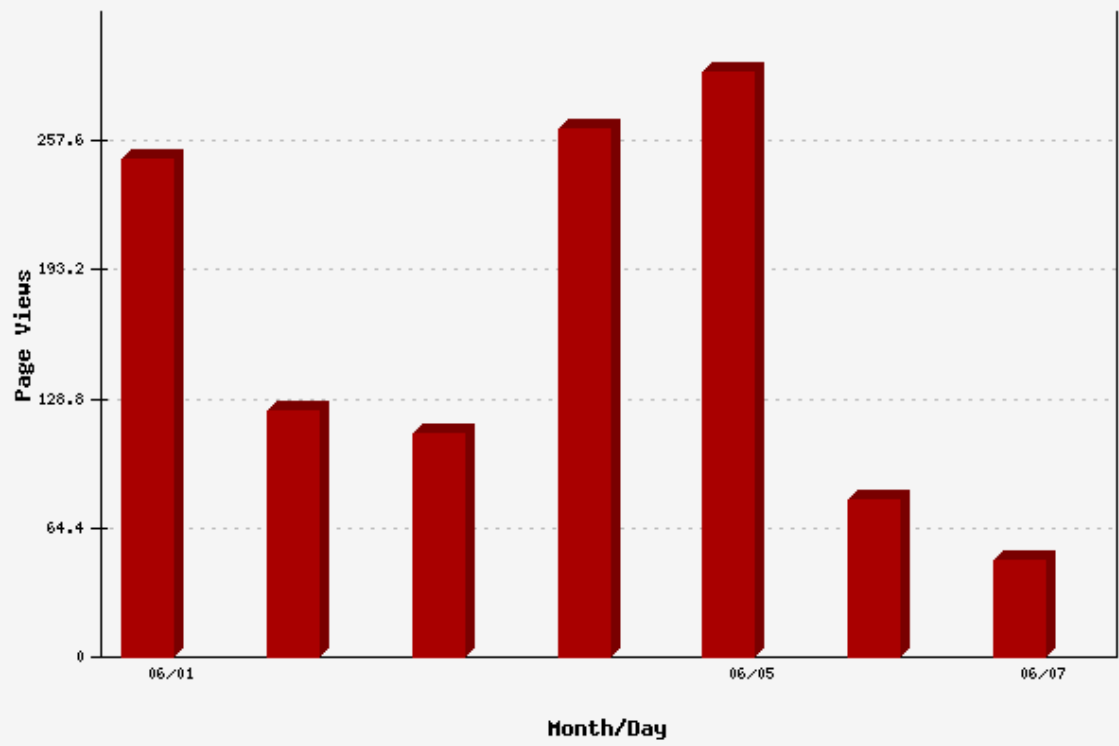
This report shows the number of visitors vs. the number of minutes they stayed on the site.

Time on Site	
Minutes on Site	Visitors
1	78
2 to 5	41
6 to 10	15
11 to 25	12
over 25	8

Report created by Site Analytics for <http://www.nationalsterling.org> on 06-07-10

This report shows the number of times the Web site's pages have been accessed within a given time frame.

Page Views



Date	Page Views	Percentage
Jun 01, 2010	248	21.32
Jun 02, 2010	123	10.58
Jun 03, 2010	111	9.54
Jun 04, 2010	263	22.61
Jun 05, 2010	292	25.11
Jun 06, 2010	78	6.71
Jun 07, 2010	48	4.13
Total	1,163	100%

Report created by Site Analytics for <http://www.nationalsterling.org> on 06-07-10

This report indicates the number of times a specific page on the site has been requested by visitors and the average amount of time spent on the specified page.

Page Requests				
Page	Requests	Avg. Time	Req %	Time %
/MarketPlace.html	577	01:03	49.61	4.64
/owners.html	344	00:45	29.58	3.31
/ (home page)	150	00:55	12.90	4.05
/Links.html	27	00:46	2.32	3.39
/about.html	26	03:04	2.24	13.55
/news.html	16	01:29	1.38	6.55
/translate_c	10	00:31	0.86	2.28
/comparisonpage.html	7	01:03	0.60	4.64
/contact.html	3	01:41	0.26	7.44
/index.html	2	11:20	0.17	50.07
//	1	00:01	0.09	0.07

Report created by Site Analytics for <http://www.nationalsterling.org> on 06-07-10

This report identifies the first page visitors viewed upon accessing the site. The entry page could be any page within a site, but is usually a home page or a page that generates a substantial amount of views as a result of a link from an outside site.

Entry Pages		
Page	Views	Percentage
/MarketPlace.html	112	47.46
/ (home page)	84	35.59
/owners.html	20	8.47
/about.html	15	6.36
/news.html	2	0.85
/translate_c	1	0.42
/comparisonpage.html	1	0.42
//	1	0.42

Report created by Site Analytics for <http://www.nationalsterling.org> on 06-07-10

This report identifies the last page visitors viewed before exiting the site. If the home page appears prominently on this list, it might indicate that the site is not inviting to visitors who are therefore not inclined to venture further into the site's pages.

Exit Pages		
Page	Views	Percentage
/MarketPlace.html	140	60.34
/ (home page)	40	17.24
/owners.html	23	9.91
/about.html	12	5.17
/Links.html	8	3.45
/news.html	5	2.16
/contact.html	1	0.43
/translate_c	1	0.43
/comparisonpage.html	1	0.43
//	1	0.43

Conversion Summary

Date	Visits	Conversions	Amount	Rate	Leads	Amount	Rate
------	--------	-------------	--------	------	-------	--------	------

No data available for this date range.

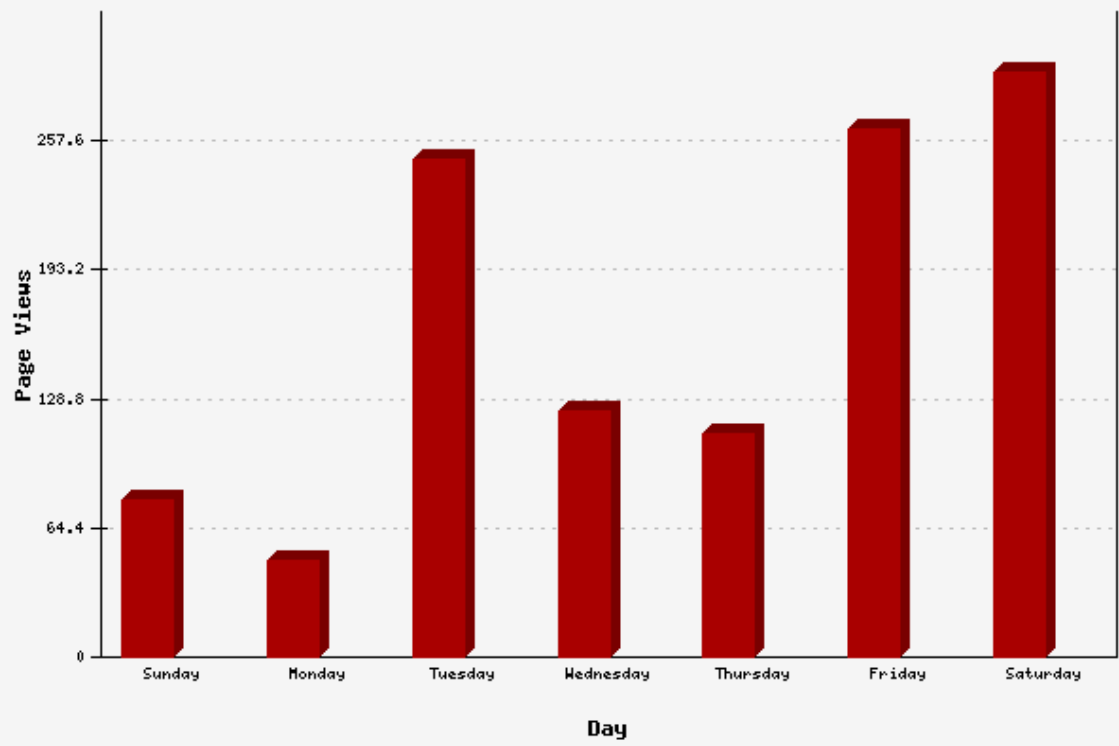
Conversion Detail

Date	Visitor	Ad ID	Amount	Conversion Name	Search Terms
------	---------	-------	--------	-----------------	--------------

No data available for this date range.

This report indicates which day within the specified time frame the site received the highest amount of visitors.

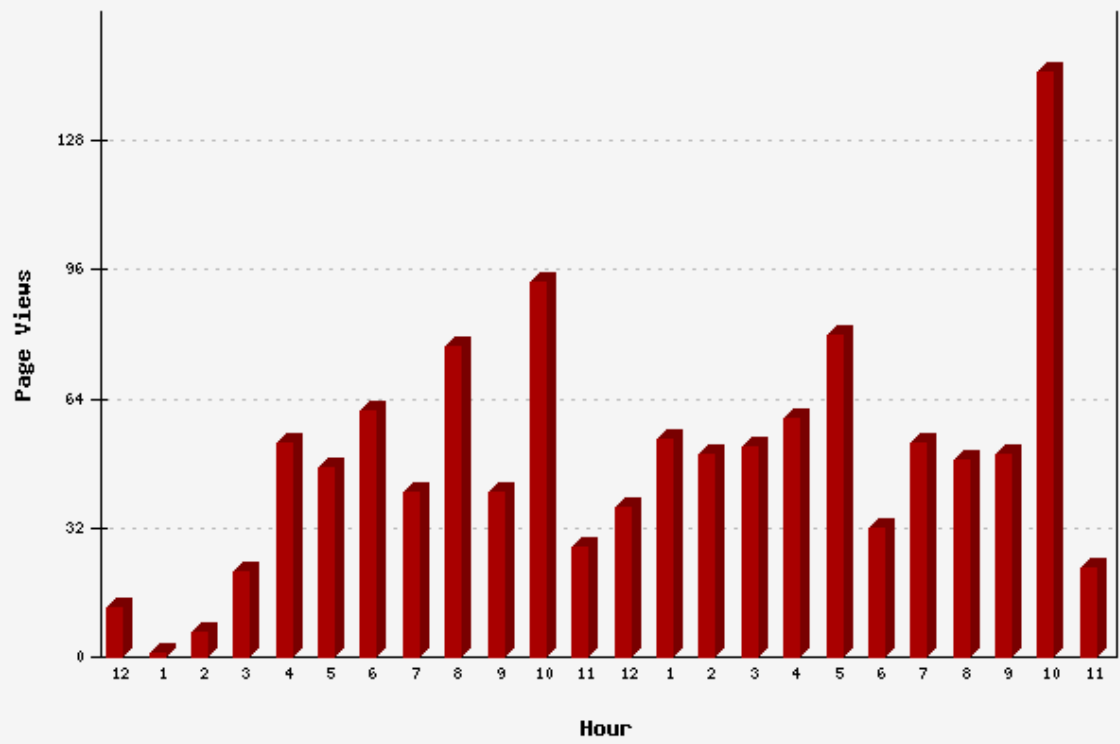
Most Popular Day 06/01/2010 - 06/08/2010



Date	Page Views	Percentage
Saturday	292	25.11
Friday	263	22.61
Tuesday	248	21.32
Wednesday	123	10.58
Thursday	111	9.54
Sunday	78	6.71
Monday	48	4.13
Total	1,163	100%

This report indicates which hours of the day the site received the highest amount of visitors within the specified time frame.

Most Popular Hour



Time	Page Views	Percentage
10 pm	145	12.47
10 am	93	8.00
5 pm	80	6.88
8 am	77	6.62
6 am	61	5.25
4 pm	59	5.07
1 pm	54	4.64
4 am	53	4.56
7 pm	53	4.56
3 pm	52	4.47
2 pm	50	4.30
9 pm	50	4.30
8 pm	49	4.21
5 am	47	4.04
7 am	41	3.53
9 am	41	3.53
Noon	37	3.18
6 pm	32	2.75
11 am	27	2.32
11 pm	22	1.89

Time	Page Views	Percentage
3 am	21	1.81
Midnight	12	1.03
2 am	6	0.52
1 am	1	0.09
Total	1,163	100%

Report created by Site Analytics for <http://www.nationalsterling.org> on 06-07-10

This report identifies the top domains that have provided referrals to visitors of pages within the site. These are generally search engines and other sites that carry a link to the site. The list most likely will also contain the domain this report is created for as many of the referrals will stem from pages within the very site the report is covering.

Referring Domains		
Domain	Referrals	Percentage
www.google.com	260	44.07
www.sterlingkitcars.com	151	25.59
translate.googleusercontent.com	58	9.83
www.sterlingkitcar.com	20	3.39
www.google.ca	16	2.71
www.sterlingsportscars.com	15	2.54
www.sterlingcentral.com	13	2.20
www.bing.com	6	1.02
picsdigger.com	5	0.85
search.comcast.net	5	0.85
www.google.co.jp	5	0.85
favianne.home4blogs.in	4	0.68
www.freewebs.com	4	0.68
www.google.ru	4	0.68
www.euro-nova.co.uk	3	0.51
www.google.ch	3	0.51
www.google.de	3	0.51
en.wikipedia.org	2	0.34
search.yahoo.com	2	0.34
www.ferrarichat.com	2	0.34
www.google.co.kr	2	0.34
www.google.it	2	0.34
www.google.ro	2	0.34
www.thesamba.com	2	0.34
119.63.136.194	1	0.17
Total	590	100%

Report created by Site Analytics for <http://www.nationalsterling.org> on 06-07-10

This report identifies the specific Internet pages that referred visitors to pages within the site. The list most likely will contain a large number of pages within the domain this report is created for as many of the referrals will stem from pages within the very site the report is covering.

Referring URLs		
Domain	Referrals	Percentage
www.google.com/search	118	20.85
www.google.com/imgres	104	18.37
www.sterlingkitcars.com/members_n_forums/index.php	64	11.31
www.sterlingkitcars.com/members_n_forums/cars-sale/	58	10.25
translate.googleusercontent.com/translate_c	58	10.25
www.google.com/url	37	6.54
www.sterlingkitcars.com/members_n_forums/	25	4.42
www.sterlingkitcar.com/	20	3.53
www.google.ca/imgres	16	2.83
www.sterlingcentral.com/links_page/links_main.html	13	2.30
www.sterlingsportscars.com/index/Links.html	9	1.59
search.comcast.net/	5	0.88
www.google.co.jp/imglanding	5	0.88
www.freewebs.com/cimbriass/	4	0.71
www.google.ru/imglanding	4	0.71
www.sterlingsportscars.com/	3	0.53
www.bing.com/images/search	3	0.53
www.google.de/imgres	3	0.53
www.sterlingsportscars.com/index/index.html	3	0.53
favianne.home4blogs.in/p2/	3	0.53
www.bing.com/search	3	0.53
www.ferrarichat.com/forum/showthread.php	2	0.35
www.google.co.kr/imglanding	2	0.35
www.google.it/imgres	2	0.35
www.google.ro/imgres	2	0.35
Total	566	100%

Report created by Site Analytics for <http://www.nationalsterling.org> on 06-07-10

This report identifies the top domains that have provided referrals to visitors of pages within the site. These are generally search engines and other sites that carry a link to the site. The list most likely will also contain the domain this report is created for as many of the referrals will stem from pages within the very site the report is covering.

Search Engines		
Search Engine	Referrals	Percentage
www.google.com	260	81.50
www.google.ca	16	5.02
www.bing.com	6	1.88
search.comcast.net	5	1.57
www.google.co.jp	5	1.57
www.freewebs.com	4	1.25
www.google.ru	4	1.25
www.google.ch	3	0.94
www.google.de	3	0.94
en.wikipedia.org	2	0.63
search.yahoo.com	2	0.63
www.google.co.kr	2	0.63
www.google.it	2	0.63
www.google.ro	2	0.63
www.dogpile.com	1	0.31
www.google.co.uk	1	0.31
www.google.co.za	1	0.31
Total	319	100%

Report created by Site Analytics for <http://www.nationalsterling.org> on 06-07-10

This report lists the keywords search engine users typed in when conducting the searches that ultimately brought them to the site. The listed keywords might indicate whether or not the site is properly optimized for the desired and most opportune keywords.

Keywords		
Search Engine	Count	Percentage
<u>au.search.yahoo.com</u>		
national	1	50.00
streling	1	50.00
Total	2	100%
<u>search.comcast.net</u>		
best	2	14.29
fit	2	14.29
kit	2	14.29
car	1	7.14
novas	1	7.14
sebring	1	7.14
size	1	7.14
sterling	1	7.14
strling	1	7.14
wheel	1	7.14
wheels	1	7.14
Total	14	100%
<u>search.yahoo.com</u>		
car	4	22.22
sterling	4	22.22
glass	2	11.11
gt	2	11.11
kit	2	11.11
parts	2	11.11
sebring	2	11.11
Total	18	100%
<u>www.bing.com</u>		
sterling	3	23.08
allen	2	15.38
cars	2	15.38
gt	2	15.38
car	1	7.69
for	1	7.69
kit	1	7.69
sale	1	7.69
Total	13	100%

Search Engine	Count	Percentage
<u>www.google.ch</u>		
nova	3	30.00
sterling	3	30.00
kitcars	2	20.00
car	1	10.00
kit	1	10.00
Total	10	100%
<u>www.google.co.jp</u>		
sterling	6	42.86
nova	4	28.57
ã€€kit	2	14.29
car	2	14.29
Total	14	100%
<u>www.google.co.kr</u>		
cover	2	50.00
hatch	2	50.00
Total	4	100%
<u>www.google.co.za</u>		
car	2	20.00
kit	2	20.00
nova	2	20.00
sebring	2	20.00
sterling	2	20.00
Total	10	100%
<u>www.google.com</u>		
kit	58	17.21
sterling	58	17.21
car	51	15.13
nationalsterling.org	36	10.68
sale	21	6.23
for	20	5.93
sebring	16	4.75
craigslist	12	3.56
cars	8	2.37
gt	7	2.08
association	5	1.48
owners	5	1.48
\$10000	4	1.19
cimbria	4	1.19
nationaslsterling.org	4	1.19
site:nationalsterling.org	4	1.19
body	3	0.89

Search Engine	Count	Percentage
builder	3	0.89
california	3	0.89
less	3	0.89
on	3	0.89
than	3	0.89
-chrysler	2	0.59
1976	2	0.59
based	2	0.59
Total	337	100%
<u>www.google.com.mx</u>		
1970	1	33.33
gt	1	33.33
sterling	1	33.33
Total	3	100%
<u>www.google.fi</u>		
amore	1	25.00
cars	1	25.00
cimbria	1	25.00
ss	1	25.00
Total	4	100%

Report created by Site Analytics for <http://www.nationalsterling.org> on 06-07-10

This report lists the keyphrases search engine users typed in when conducting the searches that ultimately brought them to the site. The listed keyphrases might indicate whether or not the site is properly optimized for the desired and most opportune keyphrases.

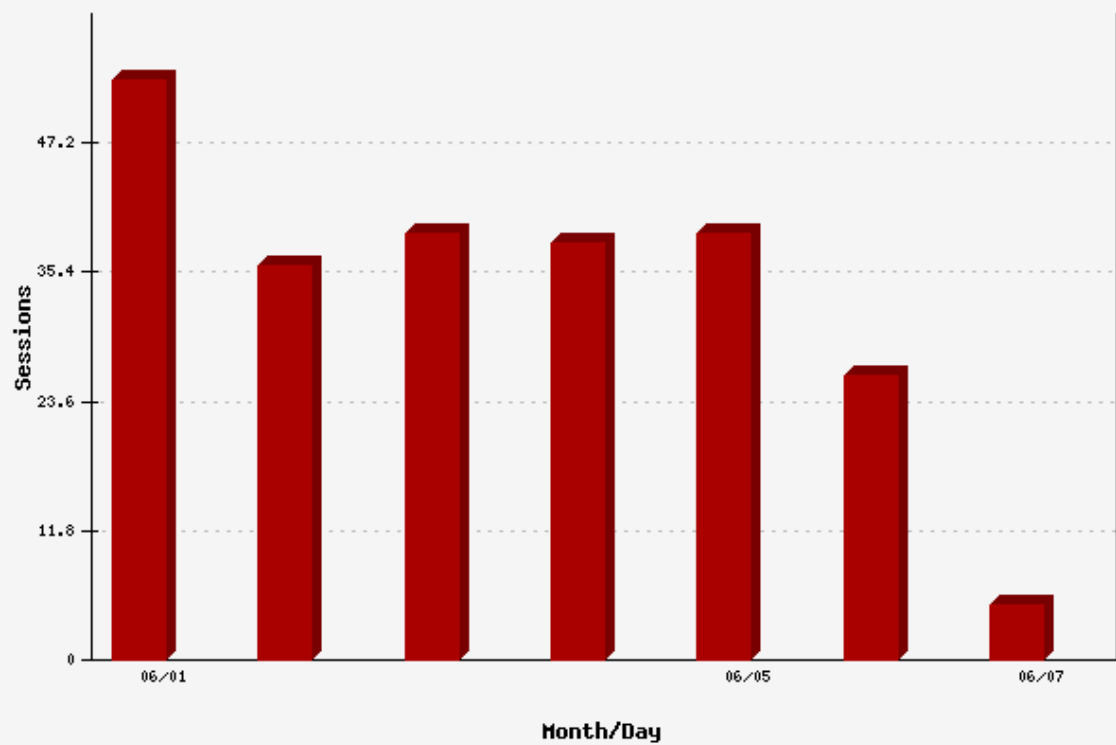
Keyphrases		
Search Engine	Count	Percentage
<u>au.search.yahoo.com</u>		
national streling	1	100.00
Total	1	100%
<u>search.comcast.net</u>		
STERLING KIT BEST FIT WHEELS	1	50.00
strling sebring novas kit car best fit wheel size	1	50.00
Total	2	100%
<u>search.yahoo.com</u>		
sterling gt car parts glass	2	50.00
sterling sebring kit car	2	50.00
Total	4	100%
<u>www.bing.com</u>		
allen cars	2	40.00
sterling gt	2	40.00
sterling kit car for sale	1	20.00
Total	5	100%
<u>www.google.ch</u>		
nova sterling kitcars	2	66.67
nova sterling kit car	1	33.33
Total	3	100%
<u>www.google.co.jp</u>		
sterling nova	4	66.67
sterling €€kit car	2	33.33
Total	6	100%
<u>www.google.co.kr</u>		
hatch cover	2	100.00
Total	2	100%
<u>www.google.co.za</u>		
nova kit car sterling sebring	2	100.00
Total	2	100%
<u>www.google.com</u>		
nationalsterling.org	10	12.35
sterling kit car craigslist	9	11.11
sterling kit car for sale	6	7.41
sterling owners association	5	6.17
sterling gt for sale	4	4.94

Search Engine	Count	Percentage
sterling kit car sale	4	4.94
sterling sebring kit car	4	4.94
kit cars for less than \$10000	3	3.70
sterling kit body	3	3.70
sterling kit car	3	3.70
1976 sterling kit car	2	2.47
cimbria kit car	2	2.47
cimbria ss kit car	2	2.47
kit car based on sebring	2	2.47
kitcar craigslist	2	2.47
led kit car san francisco	2	2.47
sebring car club -chrysler sterling	2	2.47
sebring kit car	2	2.47
sebring kit cars	2	2.47
sterling gt	2	2.47
sterling kit car for sale california	2	2.47
sterling kit car kuehne	2	2.47
sterling kit cars for sale	2	2.47
sterling nova images	2	2.47
sterling sebring price	2	2.47
Total	81	100%
<u>www.google.com.mx</u>		
1970 sterling gt	1	100.00
Total	1	100%
<u>www.google.fi</u>		
amore cars cimbria ss	1	100.00
Total	1	100%

Report created by Site Analytics for <http://www.nationalsterling.org> on 06-07-10

This report provides general information on visitor behavior while on the site. A session is the amount of time that elapses between a visitor's entering and exiting the site. Thus, a single visitor may account for multiple sessions within a given time frame.

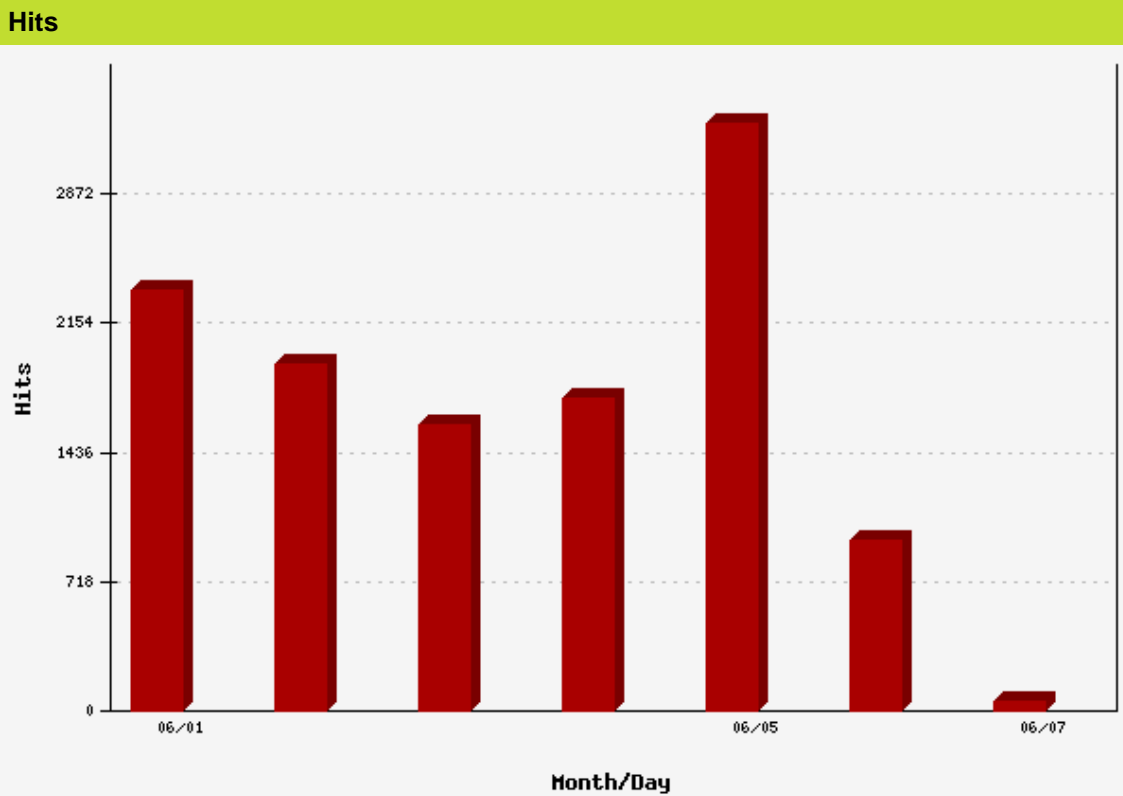
Sessions



Date	Sessions	Avg. Hits per Session	Avg. KBytes per Session
Jun 01, 2010	53	44	15839
Jun 02, 2010	36	54	19531
Jun 03, 2010	39	41	16001
Jun 04, 2010	38	46	14721
Jun 05, 2010	39	84	28336
Jun 06, 2010	26	36	12025
Jun 07, 2010	5	10	0
Total	236	50	17,559

Report created by Site Analytics for <http://www.nationalsterling.org> on 06-07-10

This report identifies the number of times any item or page on the site has been requested or accessed by visitors. The number of hits is almost certainly greater than the number of page views and visitors to the site.



Date	Hits	Percentage
Jun 01, 2010	2,336	19.72
Jun 02, 2010	1,929	16.29
Jun 03, 2010	1,587	13.40
Jun 04, 2010	1,735	14.65
Jun 05, 2010	3,263	27.55
Jun 06, 2010	947	7.99
Jun 07, 2010	48	0.41
Total	11,845	100%

Report created by Site Analytics for <http://www.nationalsterling.org> on 06-07-10

This report identifies the number of times a specific file (image, document, template, etc.) on the site has been downloaded by visitors. The report is useful in determining what files within the site are most often downloaded.

File Requests		
File	Requests	Req %
/memberphotos/LarryHoganson/CCC132_1.bmp	264	6.12
/memberphotos/LarryHoganson/CCC132_2.bmp	222	5.14
/memberphotos/LarryHoganson/CCC132_3.bmp	220	5.10
/ownerlisting.css	213	4.93
/memberphotos/GregHamptonmisc/interiortrim.jpg	210	4.86
/memberphotos/GregHamptonmisc/keyswitch.jpg	201	4.66
/memberphotos/GregHamptonmisc/decklid.jpg	199	4.61
/memberphotos/GregHamptonmisc/whitehood.jpg	190	4.40
/ebayphotos/mikealdrige/001.JPG	188	4.35
/memberphotos/GregHamptonmisc/remotesystem.jpg	172	3.98
/watercooledhood.jpg	162	3.75
/Backgroundimages/marketplaceheader.jpg	160	3.71
/ebayphotos/mikealdrige/004.JPG	159	3.68
/ebayphotos/Sebring178/1.jpg	158	3.66
/interiortrimpieces.jpg	156	3.61
/memberphotos/SonnyHalpain/77-sterling-rear.jpg	156	3.61
/ebayphotos/mikealdrige/002.JPG	151	3.50
/memberphotos/GunnarGoebel/frontquarter.bmp	147	3.41
/memberphotos/MikeGowerCimbria/P010122.jpg	144	3.34
/Backgroundimages/auctionheader.jpg	142	3.29
/Backgroundimages/fsboheader.jpg	142	3.29
/memberphotos/GunnarGoebel/interior.bmp	142	3.29
/ebayphotos/oro1.jpg	141	3.27
/ebayphotos/ohio2a.jpg	140	3.24
/ebayphotos/Dave.jpg	138	3.20

Report created by Site Analytics for <http://www.nationalsterling.org> on 06-07-10

This report identifies the total bandwidth used to download specific files (image, document, template, etc.) from the site by visitors. The report is useful in determining what files within the site represent the largest portion of the total bandwidth usage. The total bytes are calculated by multiplying the number of times the file was requested by the file size in bytes.

File Bandwidth		
File	Total Bytes	Percentage
/memberphotos/LarryHoganson/CCC132_1.bmp	512,144,186	14.18
/memberphotos/LarryHoganson/CCC132_3.bmp	335,162,711	9.28
/memberphotos/LarryHoganson/CCC132_2.bmp	334,843,552	9.27
/ebayphotos/mikealdrige/001.JPG	299,721,741	8.30
/ebayphotos/mikealdrige/004.JPG	216,747,082	6.00
/memberphotos/GregHamptonmisc/keyswitch.jpg	195,877,952	5.42
/memberphotos/GregHamptonmisc/interiortrim.jpg	192,053,414	5.32
/ebayphotos/mikealdrige/002.JPG	170,640,263	4.72
/memberphotos/GunnarGoebel/interior.bmp	149,719,399	4.15
/memberphotos/GunnarGoebel/frontquarter.bmp	147,207,254	4.08
/memberphotos/GregHamptonmisc/decklid.jpg	145,914,748	4.04
/memberphotos/GunnarGoebel/rear.bmp	143,436,321	3.97
/memberphotos/GregHamptonmisc/whitehood.jpg	139,688,035	3.87
/memberphotos/GunnarGoebel/ttop.bmp	138,171,014	3.83
/memberphotos/GregHamptonmisc/remotesystem.jpg	127,308,693	3.53
/ebayphotos/earmstrongporsche.jpg	72,247,080	2.00
/memberphotos/MikeGowerCimbria/P010122.jpg	50,289,107	1.39
/memberphotos/MikeGowerCimbria/P010125.jpg	48,428,955	1.34
/memberphotos/MikeGowerCimbria/P010124.jpg	48,402,273	1.34
/Backgroundimages/openingpagebackground2.jpg	27,152,089	0.75
/memberphotos/GunnarGoebel/engine2.jpg	26,541,459	0.73
/watercooledhood.jpg	24,017,757	0.67
/ebayphotos/LAsterling4.bmp	23,749,612	0.66
/interiortrimpieces.jpg	21,871,304	0.61
/memberphotos/DaveSargent/Carlisle09-12.jpg	20,256,752	0.56

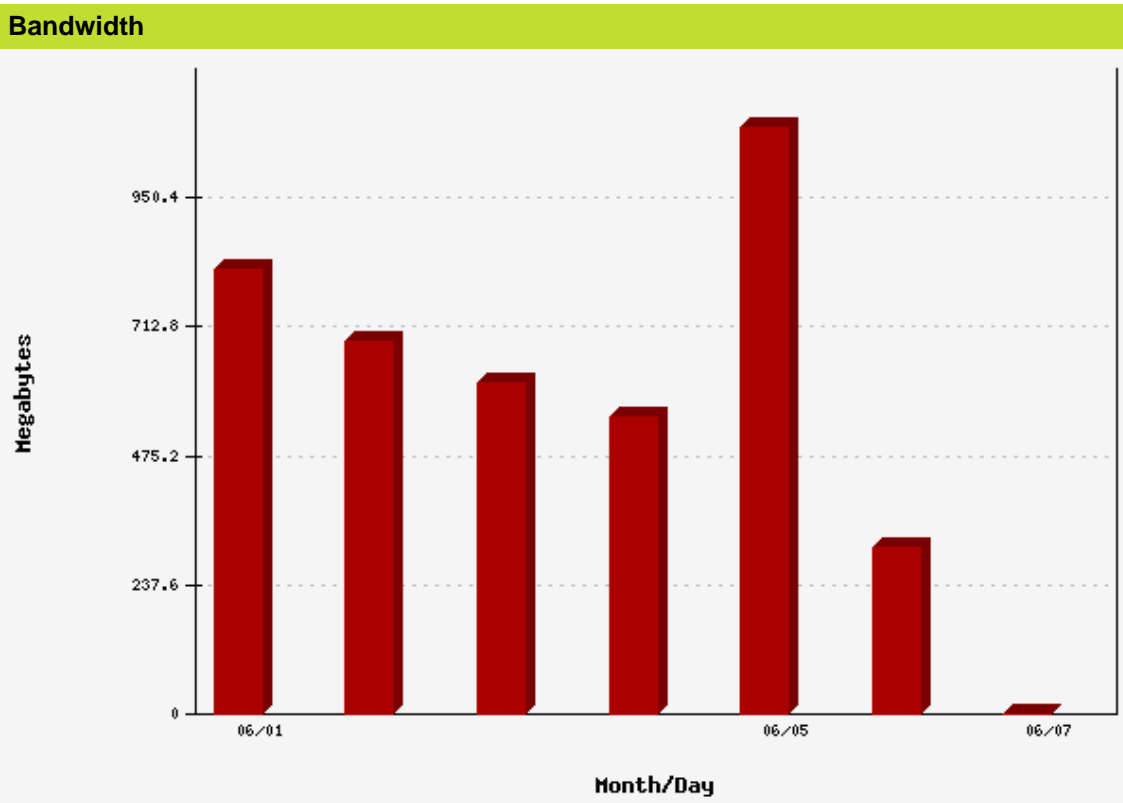
Report created by Site Analytics for <http://www.nationalsterling.org> on 06-07-10

This report identifies the types of information that are being requested from the site. The number of image requests will almost always outnumber page requests as one page may contain several images.

File Types			
Extension	Type	Count	Percentage
jpg	image/jpeg	8,089	68.29
bmp	image/bmp	1,398	11.80
html	text/html	1,002	8.46
ico	image/ico	375	3.17
css	style/css	267	2.25
js	application/x-javascript	194	1.64
pdf	application/pdf	191	1.61
	unknown	161	1.36
swf	application/x-shockwave-flash	73	0.62
com	unknown	47	0.40
gif	image/gif	40	0.34
class	application/octet-stream	7	0.06
6	unknown	1	0.01

Report created by Site Analytics for <http://www.nationalsterling.org> on 06-07-10

This report summarizes the amount of bandwidth the site consumed (i.e., the amount of data transferred) within the specified date range. Data-transfer values are expressed in kilobytes. The report may indicate whether or not the actual bandwidth required by the site complies with the amount of bandwidth your hosting plan permits.



Date	MB Transferred
Jun 01, 2010	820
Jun 02, 2010	687
Jun 03, 2010	609
Jun 04, 2010	546
Jun 05, 2010	1,079
Jun 06, 2010	305
Jun 07, 2010	0
Total	4,047